

Introducing **McNICHOLS®**


# ARCHITECTURAL WIRE MESH



2" x 3" Mesh




3/4" x 3" Mesh



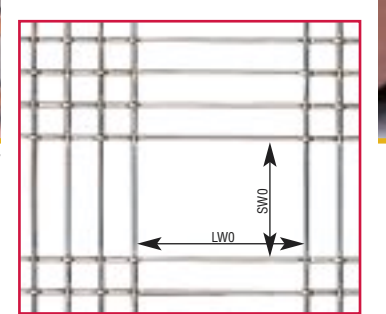
1" x 3" Mesh



1" x 4" Mesh



The illustration above shows infill panels fabricated from panels of Cremona AC4 4" x 5" Architectural Mesh Light.



4" x 5" Mesh Cremona

**McNICHOLS** is pleased to offer *Architectural Wire Mesh* in a variety of wire diameters, styles, mesh openings and styles. Constructed of wires that are woven into a mesh pattern and secured by lock crimping. This wire mesh can be used for many applications. Please contact a Customer Service Specialist today and find out more about this New Hole Product!

### Architectural Mesh Light

Item	Wire Diameter	Wire Opening SWO	Wire Opening LWO	Open Area	Weight/Sq. Ft.
AL1 1" x 2" mesh	.162"	0.838"	1.838"	77%	1.26
AL1 1" x 3" mesh	.162"	0.838"	2.838"	79%	1.77
AL1 1" x 4" mesh	.162"	0.838"	3.838"	80%	1.05
AL1 2" x 3" mesh	.162"	1.838"	2.838"	87%	0.70
AL1 2" x 4" mesh	.162"	1.838"	3.838"	88%	0.63

### Architectural Mesh Light TS

Item	Wire Diameter	Wire Opening SWO	Wire Opening LWO	Open Area	Weight/Sq. Ft.
AL3 1" x 3" mesh	.135"	0.865"	2.865"	75%	1.17
AL3 1" x 4" mesh	.135"	0.865"	3.865"	78%	1.02
AL3 1" x 6" mesh	.135"	0.865"	5.865"	81%	0.87
AL3 2" x 3" mesh	.135"	1.865"	2.865"	81%	0.87
AL3 2" x 4" mesh	.135"	1.865"	3.865"	84%	0.73
AL3 2" x 6" mesh	.135"	1.865"	5.865"	87%	0.58

### Architectural Mesh Heavy

Item	Wire Diameter	Wire Opening SWO	Wire Opening LWO	Open Area	Weight/Sq. Ft.
AH1 3/4" x 3" mesh	.192"	0.558"	2.808"	70%	2.02
AH1 1" x 3" mesh	.192"	0.808"	1.808"	76%	1.57
AH1 1" x 4" mesh	.192"	0.808"	3.808"	77%	1.47
AH1 1" x 6" mesh	.192"	0.808"	5.808"	78%	1.38
AH1 2" x 3" mesh	.192"	1.808"	2.808"	85%	0.98
AH1 2" x 4" mesh	.192"	1.808"	3.808"	86%	0.88

### Architectural Mesh Heavy TS

Item	Wire Diameter	Wire Opening SWO	Wire Opening LWO	Open Area	Weight/Sq. Ft.
AH3 1" x 4" mesh	.192"	0.808"	3.808"	69%	2.06
AH3 1" x 6" mesh	.192"	0.808"	5.808"	73%	1.77
AH3 2" x 4" mesh	.192"	1.808"	3.808"	77%	1.47
AH3 2" x 6" mesh	.192"	1.808"	5.808"	82%	1.18

### Cremona Architectural Mesh Light

Item	Wire Diameter	Wire Opening SWO	Wire Opening LWO	Open Area	Weight/Sq. Ft.
AC4 4" x 4" mesh	.105"	2.08"	2.08"	80%	0.71
AC4 5" x 5" mesh	.105"	3.08"	3.08"	84%	0.57
AC4 4" x 5" mesh	.105"	2.08"	3.08"	82%	0.64

**LEGEND**  
 LWO - Long way of opening/slot  
 Long way of mesh opening runs parallel to length of panel  
 SWO - Short way of opening/slot  
 TS - Triple Shute ■ STOCK

### Many Wire Diameters, Mesh Sizes, and Pattern Styles

- Decoration • Infill Panels
- Ventilation • Grilles
- Screens • Security
- Privacy • Ceiling Panels
- Sun Shades • Shelving

**CONSTRUCTION:** Long opening woven wire secured by lock crimp  
**MATERIAL:** Stainless 304  
**WIRE DIAMETER:** .105", .135", .162", .192"  
**MESH SIZES:** See chart  
**PANEL SIZES:** 4' x 10' STOCK  
 Special order sizes available

ISO 9001:2000 Certified

1-800-237-3820

Worldwide Service



# McNICHOLS CO.

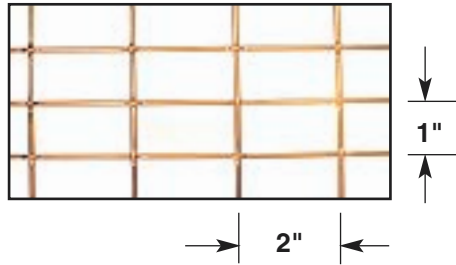
www.mcnichols.com

e-mail: sales@mcnichols.com

FAX: 813-243-1888

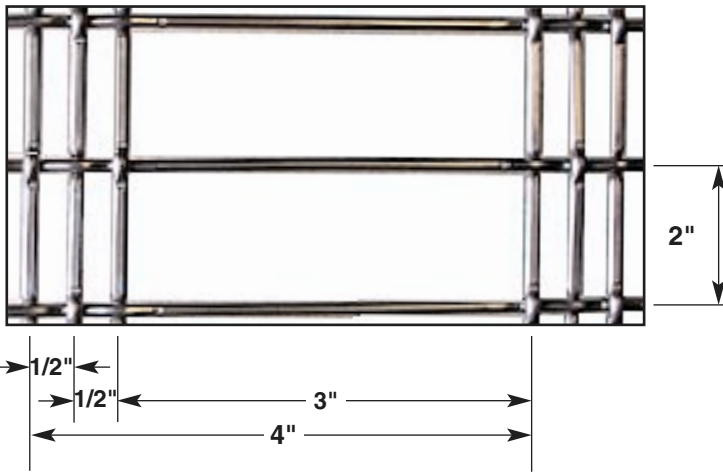


# ARCHITECTURAL WIRE MESH PRODUCT DETAILS




## Architectural Mesh-Light AL1

1" x 2" mesh  
 Lockcrimp Weave\*\*  
 .162 gauge  
 Stainless Steel T 304  
 4' x 10' panels in stock  
 77% open area  
 1.26 lb/SF  
 PN 381216A141



## Architectural Mesh-Light AL3

2" x 4" Triple Shute mesh  
 Lockcrimp Weave\*\*  
 .135 gauge  
 Stainless Steel T 304  
 4' x 10' panels in stock  
 84% open area  
 .73 lb/SF  
 PN 382413A341



\*\*Typical Lockcrimp Weave Detail

**Architectural Wire Mesh** is available in a wide range of sizes and material finishes.

Contact **McNICHOLS** Sales at 800-237-3820.

More styles on page 3.

Note: Dimensions shown for all diagrams are nominal centerline of wire and are shown for reference only. Photos are not to scale. Samples available upon request.

**1-800-237-3820**



**McNICHOLS CO.**

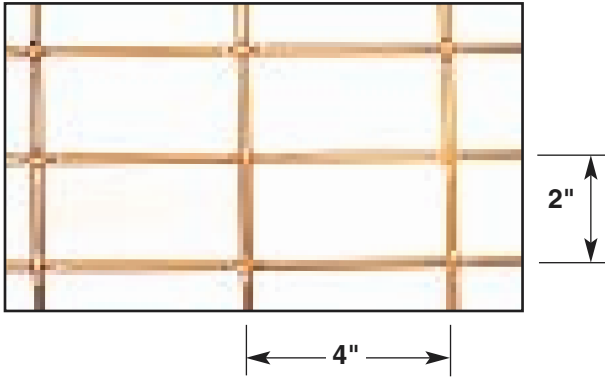
www.mcnichols.com

e-mail: sales@mcnichols.com

FAX: 813-243-1888

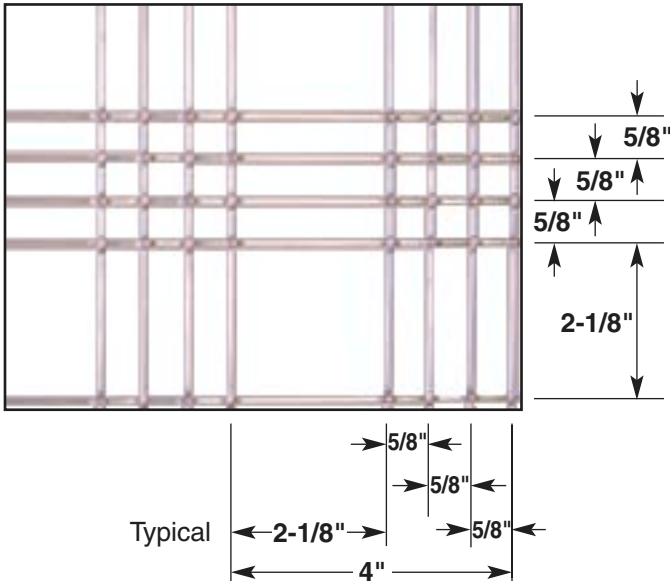


# ARCHITECTURAL WIRE MESH PRODUCT DETAILS




## Architectural Mesh-Heavy AH1

2" x 4" mesh  
 Lockcrimp Weave\*\*  
 .192 gauge  
 Stainless Steel T 304  
 4' x 10' panels in stock  
 86% open area  
 .88 lb/SF  
 PN 382419A141



## Cremona Architectural Mesh-Light AC4

4" x 4" Cremona mesh  
 Lockcrimp Weave\*\*  
 .105 gauge  
 Stainless Steel T 304  
 4' x 10' panels in stock  
 80% open area  
 .71 lb/SF  
 PN 384410A441



**Architectural Wire Mesh** is available in a wide range of sizes and material finishes.

Contact **McNICHOLS** Sales at 800-237-3820.

\*\*Typical Lockcrimp Weave Detail

Note: Dimensions shown for all diagrams are nominal centerline of wire and are shown for reference only. Photos are not to scale. Samples available upon request.

**1-800-237-3820**



**McNICHOLS CO.**

www.mcnichols.com

e-mail: sales@mcnichols.com

FAX: 813-243-1888

